

# Simulation of Acoustic and Vibro-Acoustic Problems in LS-DYNA<sup>®</sup> using Boundary Element Method

Yun Huang

Livermore Software Technology Corporation

Mhamed Souli

University of Lille, France

## Abstract

*The present work concerns the new capability of LS-DYNA<sup>®</sup> in solving acoustic and vibro-acoustic problems. In vibro-acoustic problems, which are assumed to be weak acoustic-structure interactions, the transient structural response is computed first. By applying the FFT, it is transformed into a frequency response. The obtained result is taken as boundary condition for the acoustic part of the vibro-acoustic problem. Consequently, the radiated noise at any point into space can be calculated. The new developed LS-DYNA keyword is based on boundary element method (BEM) in which only the surface of the acoustic domain needs to be discretized. Besides BEM that solves the Helmholtz equation as a linear system, the new card allows, also, to use two other approximative Rayleigh and Kirchhoff methods. Both methods do not require a system of equations to be assembled and solved. Consequently, they are faster than BEM. Rayleigh method assumes that the radiating structure is a plane surface clamped into an infinite rigid plane. In Kirchhoff method, BEM is coupled to FEM used for acoustics in LS-DYNA by prescribing non reflecting boundary condition. In this case, at least one fluid layer needs to be merged to the vibrating structure.*

Keywords: Acoustic, Vibro-acoustic coupling, FFT, Boundary element method

## Introduction

In the last years, several numerical methods have been used to simulate acoustic and vibro-acoustic problems. The finite element method (FEM) is the most popular and used one. However, it needs the discretization of the whole acoustic domain. Consequently, when the observation point is situated far from the acoustic source, the mesh becomes very large. In addition, in order to simulate the acoustic radiation in an infinite medium, absorbing boundary conditions are to be applied.

Recently, the boundary element method (BEM) solving the Helmholtz equation became widely used namely in electromagnetism [1], acoustics [2]. Its development is now well documented in literature [3]. Compared to FEM, the chief advantage of the BEM is that only the boundary of acoustic domain needs to be meshed. In addition, the radiation in an infinite medium given by Sommerfeld condition is automatically satisfied so that the external domain doesn't need to be bounded.

Besides \*MAT\_ACOUSTIC keyword [4] usually used to solve acoustic problems in the LS-DYNA<sup>®</sup>, users can actually use another new acoustic card (BOUNDARY\_ELEMENT\_METHOD\_ACOUSTIC) based on BEM. It allows the simulation of acoustic as well as vibro-acoustic problems. It is to be emphasized that in a vibro-acoustic case, this method is only used for weak coupling when the structure isn't affected by the acoustic propagating waves (Air acoustics). Otherwise, the use of \*MAT\_ACOUSTIC card is necessary.

Another feature of this coupling is that the acoustic calculations are done in the frequency domain; however, the structural response is computed using LS-DYNA temporal analysis. The temporal response of the structure is stored into a binary file and is transformed, therefore, into frequency domain by using FFT in order to be applied as boundary condition for the BEM.

Besides the BEM which gives exact results, this new module allows to use two other approximation methods. The simpler is Rayleigh method in which each element is assimilated to a plane surface mounted in an infinite rigid plane and vibrating independently from other elements. In the second one, called Kirchhoff method, at least one fluid layer is merged to the structure. This fluid layer is treated by using the already existing acoustic module of LS-DYNA. Non reflecting boundary conditions are to be applied on the fluid layer to model the propagation into an infinite medium. Finally, the obtained results from this strong coupling analysis could permit to calculate the pressure at any point of the fluid medium using boundary integral discretization.

In this paper, we present some simple numerical applications of this new card for acoustic problems as well as vibro-acoustic ones in which the LS-DYNA structural analysis is calculated first. The outline of this paper is as follows. In the first section, an overview of the governing equations is presented. The different methods will be briefly described. In the last section some numerical simulations are presented.

## Mathematical Background

In frequency domain, the acoustic wave propagation in an ideal fluid in absence of any volume acoustic source is governed by Helmholtz equation given as follows:

$$\Delta p + k^2 p = 0 \quad (\text{Eq. 1})$$

where  $k = \omega/c$  denotes the wave number,  $c$  is the sound velocity,  $\omega = 2\pi f$  is the pulsation frequency,  $p(r)$  is the pressure at any field point.

Equation 1 can be transformed into an integral equation form by using Green's theorem. In this case, the pressure at any point in the fluid medium can be expressed as an integral, of both pressure and velocity, over a surface as given by the following equation:

$$C(r)p(r) = \int_{S_y} \left( G(r, r_y) \frac{\partial p(r)}{\partial n_y} - p \frac{\partial G(r, r_y)}{\partial n_y} \right) dS_y \quad (\text{Eq. 2})$$

where  $G(r, r_y) = \frac{e^{-ik|r-r_y|}}{4\pi|r-r_y|}$  is the Green's function,  $n$  is the normal on the surface  $S$  and  $C$  is the jump term resulting from the treatment of the singular integral involving Green's function. The normal derivative of the pressure is related to the normal velocity by  $\frac{\partial p}{\partial n} = -i\omega p v_n$ .

The knowledge of pressure and velocity on the surface allows calculating the pressure of any field point. This constitutes the main idea of the integral equation theory. In practical cases, the problems are either Neumann, Dirichlet or Robin ones. In Neumann problem, the velocity is prescribed on the boundary while in Dirichlet case the pressure is imposed on the surface. Finally, for Robin problems the acoustic impedance, which is a combination of velocity and pressure, is given on the boundary. Hence, only the half of the variables is known on the surface domain.

To deduce the other acoustic variables on the surface, BEM can be used to discretize the integral equation. The simplest one is called collocation method. In this technique, the integral equation is written for each node of the boundary. Assembling the produced elementary vectors yields to a linear system for which the solution allows to deduce the other half of the acoustic variables. Although this method uses simple integrals, it involves non symmetric complex and fully populated system. In the variational BEM, the equation is multiplied by a test function and integrated over the surface. As for the FEM, the variational BEM provides a symmetric linear system. However, it is still complex and fully populated. Another feature compared to the collocation is that the variational approach involves double integrals. It is to be emphasized that in BEM the linear system depends on the frequency via Green's function. For each frequency, the system has to be solved. For this reason, we have used an iterative solver which is more efficient for this kind of problems than the direct solver.

### Description of BEM Card of LS-DYNA®

Computing acoustic pressure, in a non meshed infinite medium, due to a mechanical response is possible now in LS-DYNA thanks to \*BOUNDARY\_ELEMENT\_METHOD\_ACOUSTIC card. In order to use it, a unique name must be specified on the execution line by adding bem= bfile where bfile is the name of the binary file. Depending on which method is to be applied, velocity or both velocity and pressure are stored in this file at a time increment given by the user in the keyword.

In this keyword, fluid density and sound speed are to be given. Other input variables are minimal and maximal frequencies as well as the total required number of output frequencies for which the acoustic pressure will be calculated. The user can impose his own velocity profile for each node in frequency domain by using \*DEFINE\_CURVE card. In this case, LS-DYNA analysis is not taken into account. However, in case the user prefers applying LS-DYNA analysis, the temporal calculated mechanical response is considered as boundary conditions for the acoustic part of the problem. Consequently, FFT is applied in order to transform the temporal response into the frequency domain. Hence, if required the minimal and/or maximal input frequencies can be shifted, respectively, to minimal and/or maximal FFT frequencies. Due to the use of FFT, the user can choose among several windows in order to overcome the problem of leakage [5].

The geometry of the vibrating structure, forming the surface for which integral equation is considered, can be specified by \*SET\_SEGMENT, \*SET\_PART or \*PART. In the same manner, the field points constituting the observation points can be given by \*SET\_SEGMENT or \*SET\_NODE. If the user is interested by the pressure in dB, he has to provide a reference pressure as an input variable. Otherwise, the pressure will be calculated only in the problem units.

Several acoustic methods are proposed in LS-DYNA. The first one is the BEM as described above. In this case, the keyword can be used for Neumann and Robin closed interior or exterior problems. For open domains, only Neumann problems can be considered. If LS-DYNA analysis is used before, the binary file contains only velocities. To solve the linear system, the user can choose direct or iterative solver. Besides this exact method, the user can choose between two other approximation methods. Both methods do not require a system of equations to be assembled and solved. They are faster than BEM but they are used only for external problems.

In Rayleigh method, only the velocity of the surface is needed in the integral equation and therefore stored in the binary file. In Kirchhoff method, BEM is coupled to FEM for acoustics of

LS-DYNA (\*MAT\_ACOUSTIC) with Non Reflecting Boundary condition. In this case, at least one fluid layer, having the same acoustical characteristics as in the BEM card, with non reflecting boundary condition, is to be merged to the vibrating structure. Consequently, the saved pressure and the velocity at the surface are transformed into frequency domain in order to use them for the calculation of the pressure at any point of the fluid.

## Numerical Applications

### Pulsating sphere

In order to calculate the external radiation of a pulsating sphere we can use BEM as well as Kirchhoff method. The sphere of a radius of 0.5 m surrounded by air is modeled by shell elements. In contrast with BEM, in Kirchhoff method, a fluid layer with fluid non reflecting boundary conditions may be merged to the vibrating structure (see Figure 1). The sphere is excited uniformly by a harmonic velocity of 100 Hz. Figure 2 represents the variation of the pressure outside the sphere for different points as shown in Figure 1. A good agreement between LS-DYNA results and theoretical solutions is achieved.

When BEM is used, only the shell mesh is considered in the model. In Figure 3, we have compared the numerical solution given by LS-DYNA and the theory for a pulsating sphere of radius of 1 m. The pressure is calculated for a frequency range [10, 1000] Hz at a point distant from the sphere center by 4m. LS-DYNA BEM compares well with analytical solution.

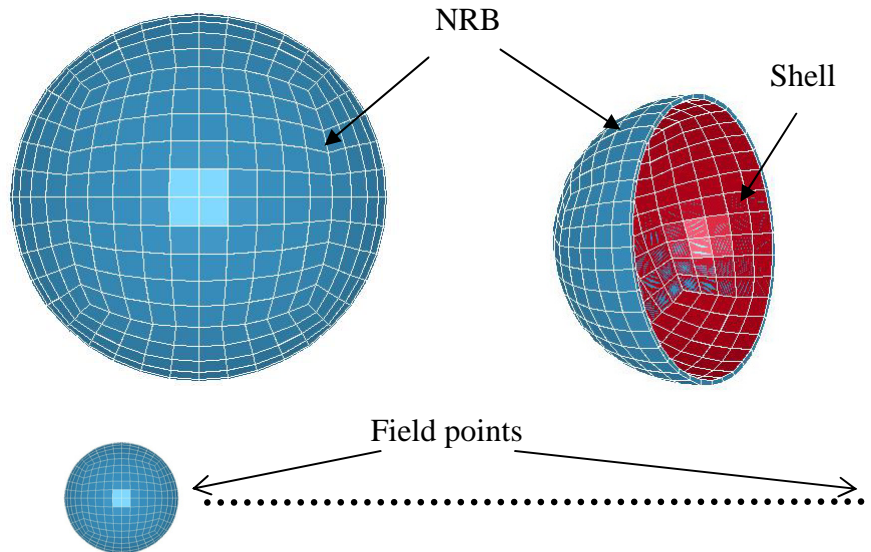


Figure 1: Pulsating sphere model used in case of Kirchhoff method

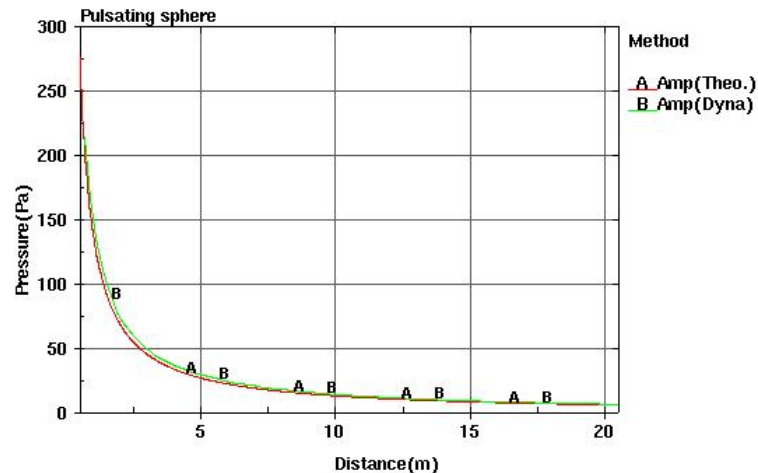


Figure 2: External radiated pressure from a pulsating sphere at 100Hz using Kirchhoff method

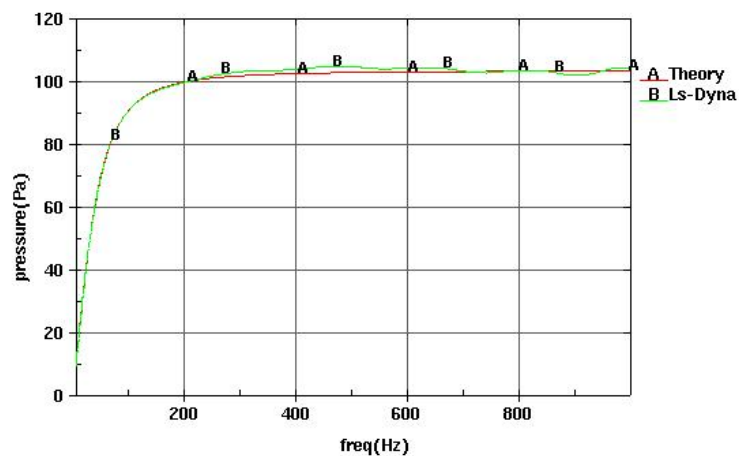


Figure 3: Variation of external radiated pressure of a pulsating sphere with respect to frequency: validation of LS-DYNA BEM

### **Vibrating plate**

The vibrating plate is assumed to be elastic and clumped at its edges. Contrary to the sphere case, Rayleigh method can be applied to the plate problem since the surface is planar. Consequently, we can use for this problem Kirchhoff, Rayleigh and Boundary Element methods. In order to compare the solution of Kirchhoff method to the FEM of LS-DYNA, we have considered two 3D meshes as depicted in Figure 6. In order to simulate the propagation in an infinite medium, we have applied absorbing boundary conditions on the boundaries of the fluid volume (see Figure 5). We have performed the calculations for a punctual force exciting the structure. The pressure is calculated for a field point as shown in Figure 6. The mesh corresponding to Kirchhoff method is given by Figure 4. When the acoustic analysis is completely done by LS-DYNA, we applied FFT to the calculated pressure in order to compare it to the result of Kirchhoff method.

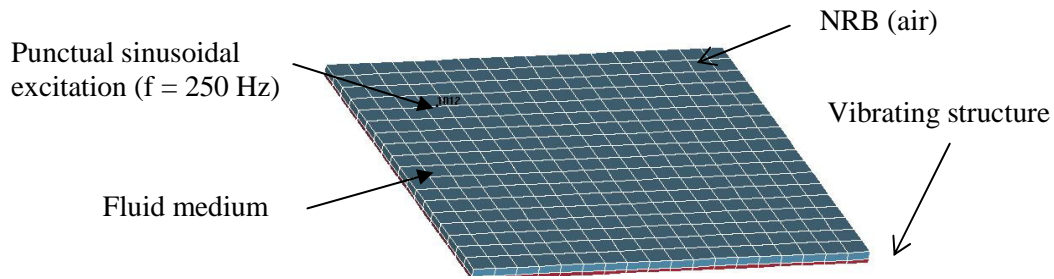


Figure 4: Vibrating plate model used in Kirchhoff method

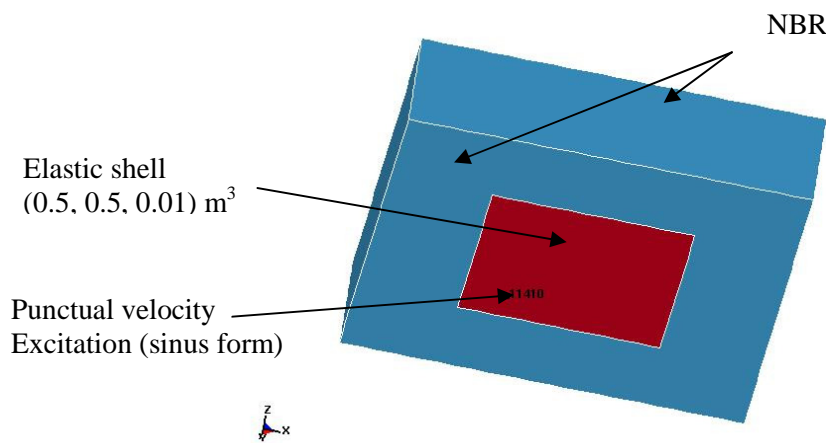


Figure 5: LS-DYNA model for finite element method

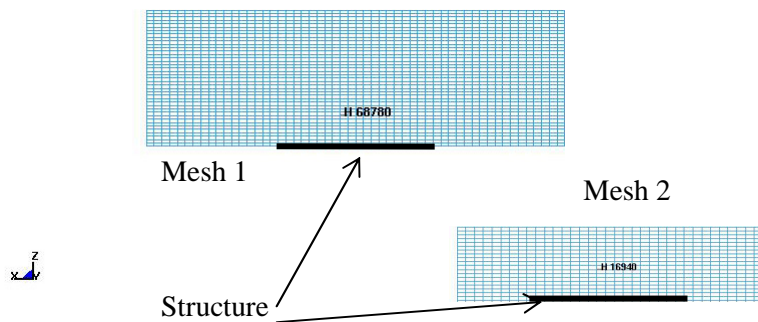


Figure 6: 3D FEM meshes

In Figure 7 we have compared the result given by LS-DYNA for mesh 1 and mesh 2 to the solution given by Kirchhoff method. Good agreement is obtained between Kirchhoff method and the result given by \*MAT\_ACOUSTIC card of LS-DYNA.

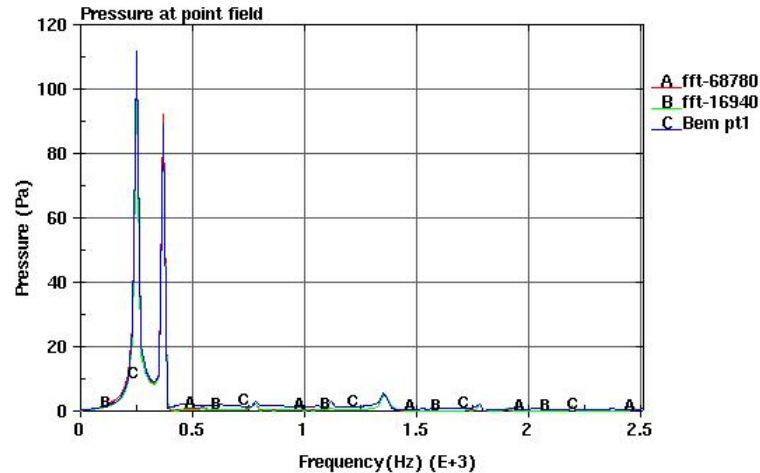


Figure 7: Comparison of Kirchhoff method to FEM of LS-DYNA

In Figure 8 we can show that for the plate problem, Rayleigh method can represent a good approximation of BEM. This is because the surface plate is plane. Since this plate is not mounted into a rigid baffle, there are some differences between BEM and Rayleigh method.

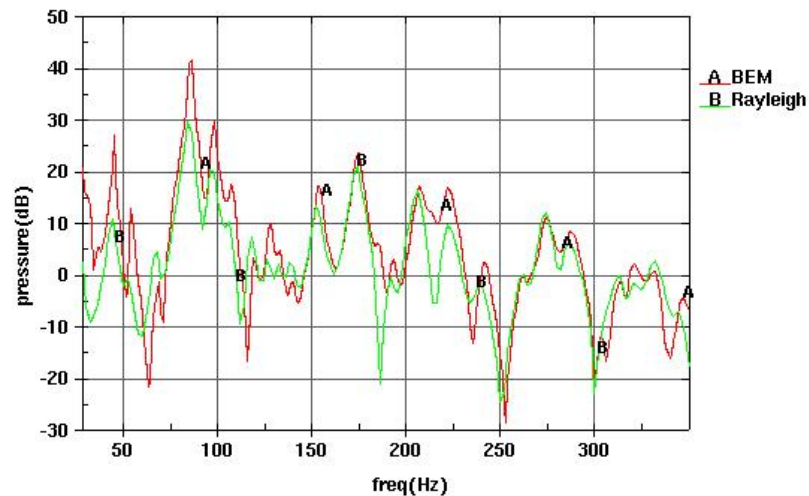


Figure 8: Comparison between BEM and Rayleigh method

## Summary and Conclusions

In this paper we have presented a new card of LS-DYNA based on boundary element method for acoustics. We have validated it for simple cases. In this card, the user can choose between BEM and two other approximative methods: Rayleigh and Kirchhoff which can be only used for some particular cases. Despite the good results obtained for the studied problems, this new card needs more validations for complex geometries.

**References**

1. P. L'Eplattenier, G. Cook, C. Ashcraft, M. Burger, A. Shapiro, G. Daehn, M. Seth," Introduction of an electromagnetism module in LS-DYNA for coupled mechanical-thermal-electromagnetic simulations ", 9<sup>th</sup> International LS-DYNA User Conference, 17-1:17-8, 2006.
2. Alia. A, J. Charley, " Numerical simulation of fluid-structure interaction: application to vibro-acoustic problems", *Revue Européenne de Mécanique Numérique*, 16(3-4), 437-450, 2007.
3. T.W. Wu, *Boundary element acoustics: Fundamentals and computer codes*. Advances in boundary elements, Southampton, Boston, Wit press, 2000.
4. LS-DYNA Keyword User's Manual Version 970, Livermore Software Technology Corporation, Livermore, 2003.
5. W. Press, S.A. Teukolsky, W.T. Vetterling, B.P. Flannery, "Numerical recipes in Fortran 77. Art of scientific computing", vol.1, 2001.